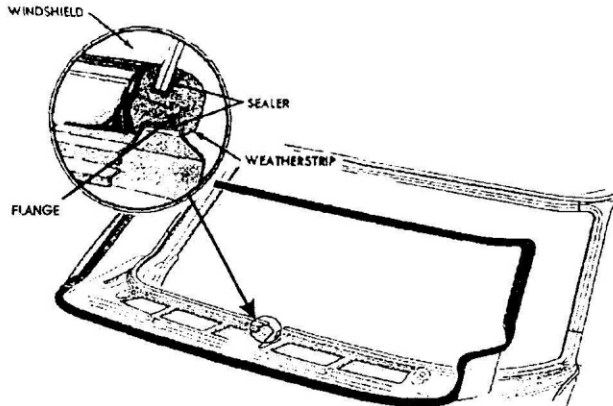


20-1107-50 1963-1965 Ford Car Windshield & Rear Window Rubber Installation

Use masking tape to temporarily hold the seal onto the glass before installing the windshield. After the window has been installed the tape can be removed.

It is recommended to use an auto glass sealer when installing the new rubber window seals to prevent possible leaking. Steele Part# 96-8509-96

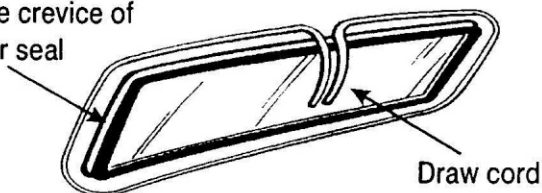
Installing windshield rubber seal



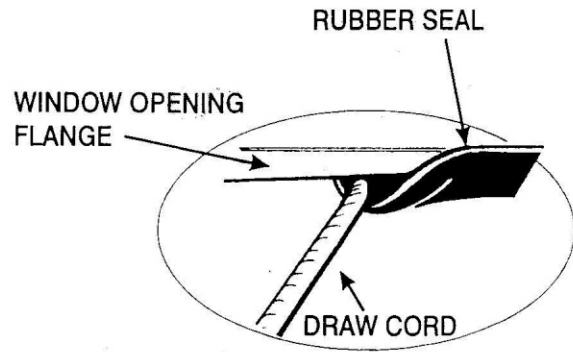
1. Remove all old weather stripping and weather stripping sealer from the windshield opening flange. Clean the flange area thoroughly.
2. Trial fit the rubber seal onto the windshield. This allows you to orient how the seal should fit on the glass. Remove seal and prepare it for sealer application.
3. Apply a continuous bead of sealer to the windshield opening flange on the car. Apply a continuous bead of sealer into the glass crevice of the rubber seal then reinstall the weather strip onto the glass. As mentioned above, taping the rubber seal to the windshield will hold the seal into position on the glass.

Typical draw cord installation

Flange crevice of rubber seal



4. Apply a soap/water solution to the flange area of the rubber seal, then install a draw cord into the flange crevice of the weather stripping. Allow about 12 inches overlap at the top center.



5. Position the glass assembly in the opening and have a helper apply pressure to the outside of the glass. From the inside, begin to slowly pull the draw cord away from the center, alternating from side to side. This procedure allows the rubber seal to be pulled over the window opening flange area. The draw cord operation will be completed at bottom center of the windshield. Pull the cord completely out of the rubber seal.
5. Once the windshield has been installed, tap the windshield around the perimeter with the palm of your hand to ensure that the rubber seal has been seated onto the window opening flange.

Rear glass rubber seal

The same procedure as used to install the windshield rubber is used to install the rear window rubber seal. Remember to clean the window flange area thoroughly before installing the rubber seal and to use an auto glass sealer.

Pre-fitting and taping the rubber seal onto the rear glass before installation makes the job easier.



Quality Restoration Rubber Parts

